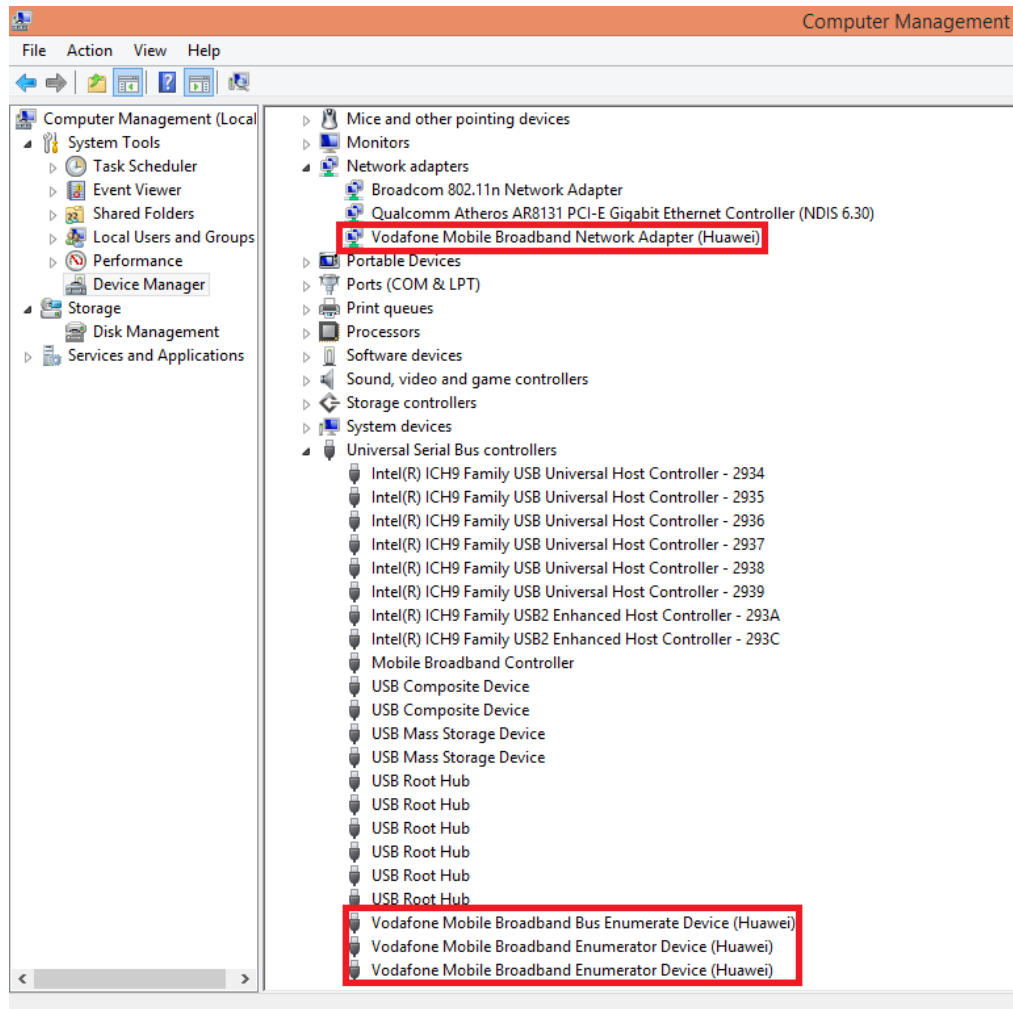


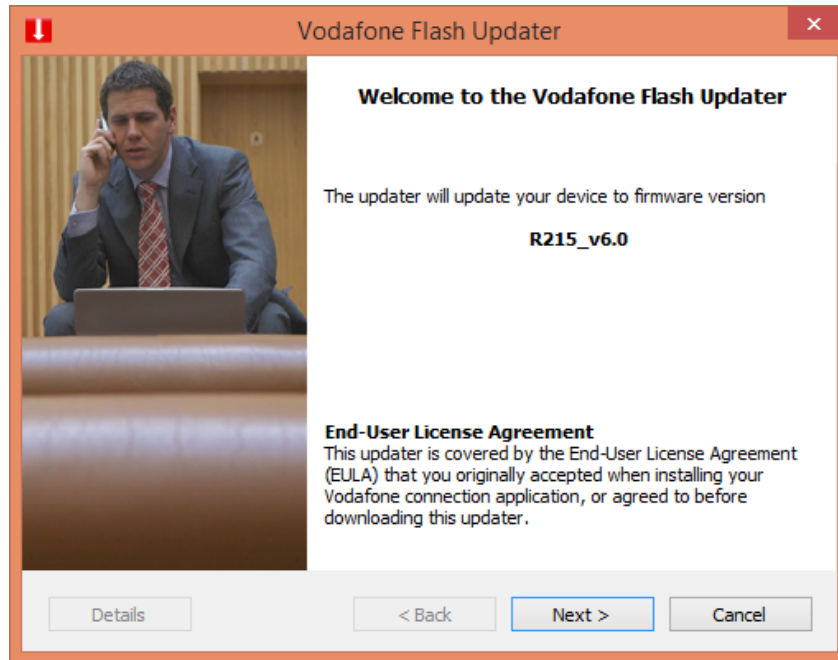
Ghid upgrade Firmware - Huawei R215

1. Se conecteaza hotspot-ul la PC/laptop prin cablul de date USB.
2. Se verifica in Device Manager daca s-a instalat correct in "Network adapters" si "Universal Serial Bus Controllers".



3. Se executa (dublu click) fisierul "**R215 MobileWifi Firmware v6.0.exe**" (descarcata de pe www.oriunde.net)

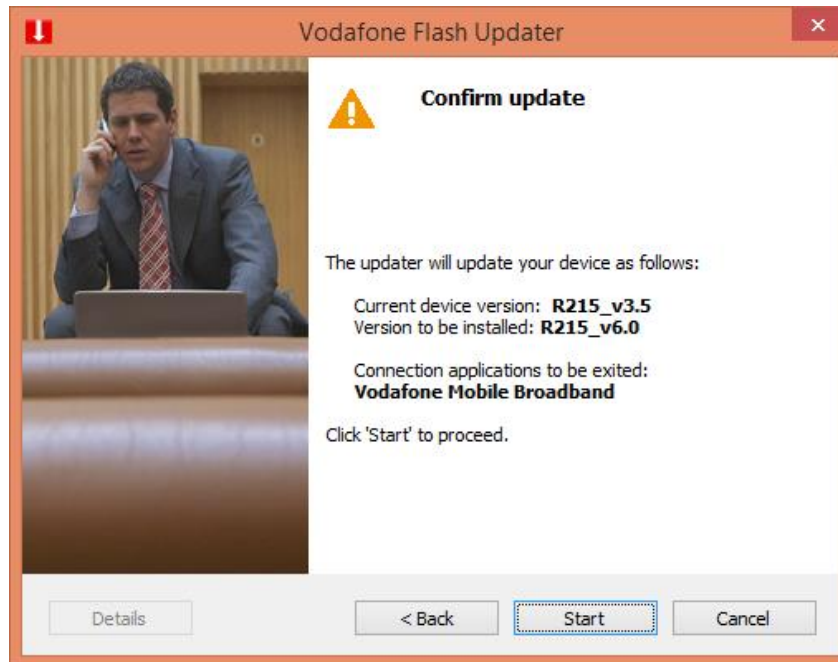
4. In prima fereastră afisată este indicată versiunea de firmware ce urmează a fi instalată. Se apasă **“Next”**.



5. In fereastra următoare sunt afișate informații importante cu privire la update. Se apasă **“Next”**.



6. In fereastra urmatoare se face confirmarea update-ului de firmware prin apasarea butonului **"Start"**.



7. Se asteapta efectuarea update-ului de firmware.



8. In fereastra de confirmare de la final se apasa "Exit".



9. Verificarea versiunii de firmware se poate face din interfata hotspot-ului in meniul "Help" la "Diagnostics".

Mobile Wi-Fi Storage SMS Account Choose language Logout

Mobile Broadband Wi-Fi Router Help

Vodafone Mobile Wi-Fi diagnostics

If you are experiencing difficulty with your Vodafone Mobile Broadband device you may be asked to provide information to our support staff. We have provided this in one location to provide quicker service.

Mobile Wi-Fi information

Product name	R215
Software Version	6.0
Web UI Version	2.033.8363
Hardware Version	CL1E5372SM04
Serial Number	B2CDW14620000258
Serial no. of SIM (ICCID)	8940011409131357864F
SIM Number (MSISDN)	SIM Number
Serial no. of device (IMEI)	358151051003019 / 04
IMSI	226013551035786
SIM Status	Ready
Time since startup	37 mins 13 secs

Home network

Mobile number SIM Number

Signal

Status Connected

Network Vodafone RO 4G

Time connected 00:00:49

Total volume 31.15MB

Up 7.72Kb/s

Down 106.09Kb/s

Battery Status (90%)

Wi-Fi Status

Connected devices (2)